

# HOSHIZAKI



Code:	Touch Screen Hood Type Dishwasher	Model:
071T.1111AH.BB		HW-600B3 PDRT



## MAIN FEATURES

- \* Userfriendly touch screen panel
- \* Easy to follow washing steps with dynamic and coloured screen
- \* Stainless steel body including washing and boiler tank.
- \* Monoblock hygienic washing tank.
- \* 69/35/27/23/18 racks per hour (Rack dimensions 50X50 cm)
- \* 2.3 lt water consumption per cycle
- \* On-screen easy-to-failure status monitoring
- \* Digital Pressure switch for washing tank
- \* Adjustable detergent / Rinse aid time from screen panel
- \* Non-returned - check valve system
- \* Saves energy, detergent and water
- \* Easy start-up: Single button for water filling and heating in the boiler tank.
- \* Adjustable feet for height optimization
- \* The dishwasher is completely sealed to guarantee IPX5 water protection
- \* Electrical components and cabling according to international standards and safety regulations
- \* Washing and rinsing temperatures thermo-stop controlled.
- \* Contais stainless steel tank filter
- \* Touch screen for temperatures and error displays.
- \* Washing temperature at 55-60°C (water supply at a minimum of 2 bar and 50°C)
- \* Rinsing temperature at 80-85°C (water supply at a minimum of 2 bar and 50°C)

## OPTIONS

## ACCESSORIES

- \* Electrical Connection Cable, Flexible Water Supply and Drain Hose
- \* 3 Baskets Promotional (Plate,Glass, and Cutlery)
- \* Detergent Dispenser
- \* Rinse Aid Dispenser
- \* Drain Pump
- \* Rinsing Pump

## STANDARDS

- \* EN 60335-1 European Standard relating to safety of household and similar electrical appliances
- \* EN 60335-2-58 European Standard relating to the safety of electric appliances

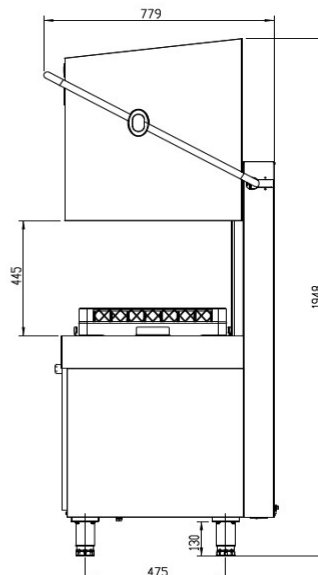
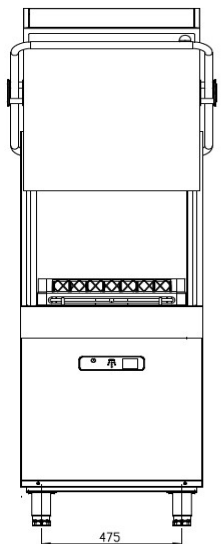
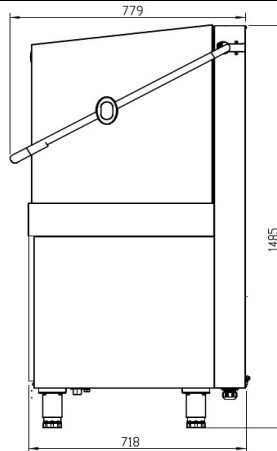
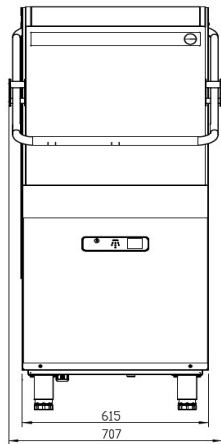


**Code:**

071T.1111AH.BB

**Touch Screen Hood Type Dishwasher****Model:**

HW-600B3 PDRT

**DIMENSIONS (Net)**

* Width (mm):	707
* Depth (mm):	779
* Height (mm):	1485 ( 1955 )
* Weight (kg):	110 ( +/- 10 )

**DIMENSIONS (Shipping)**

* Width (mm):	725
* Depth (mm):	795
* Height (mm):	1638
* Weight (kg):	120
* Volume (m³):	0,94

**TECHNICAL SPECIFICATIONS**

* Washing Capacity (Basket/hr):	69/35/27/23/18
* Washing Tank Capacity:	22 lt
* Boiler Tank Capacity:	7 lt
* Washing Pump Power:	0,66 kW
* Rinsing Pump Power:	0,25 kW
* Washing Heat power:	1,8 kW ( 380 V ) 2,2 kW ( 415 V )
* Rinsing Heat power:	9,0 kW ( 380 V ) 10,8 kW ( 415 V )
* Max. Noise:	67 dBA
* Loading Height:	445 mm

* Electric consumption:	9,7 Kw 380 V 50 Hz 11,5 Kw 415 V 50 Hz
-------------------------	---

**WATER-IN**

* Cold water inlet:	3/4 inch
* Hot Water Inlet:	3/4 inch
* Water inlet pressure	2-4 Bar

**DRAIN**

* Dirty water discharge connection:	3/4 inch (Ø28 mm)
Protection class:	IPX5